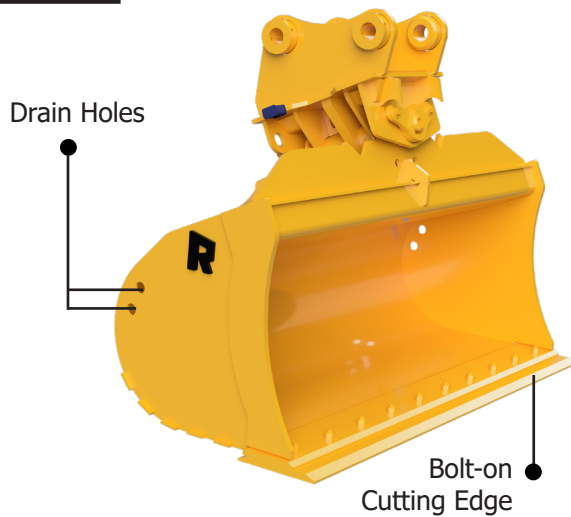




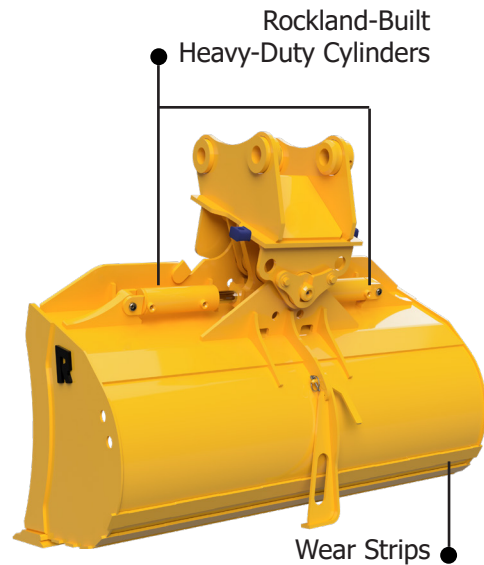
TILT BUCKETS

INCREASE EXCAVATOR PRODUCTIVITY

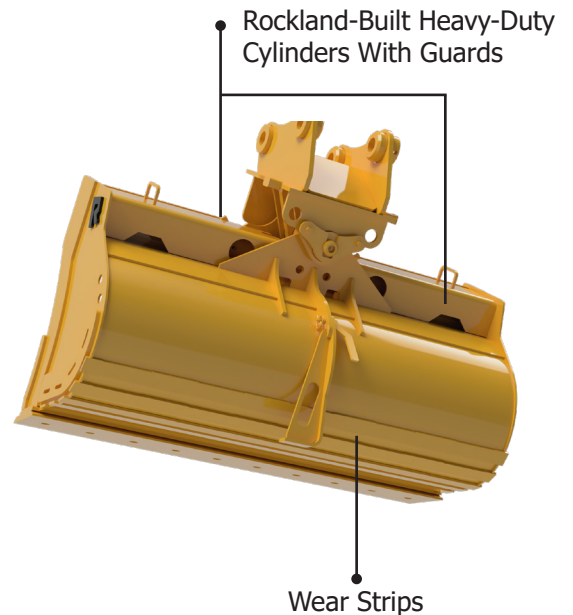
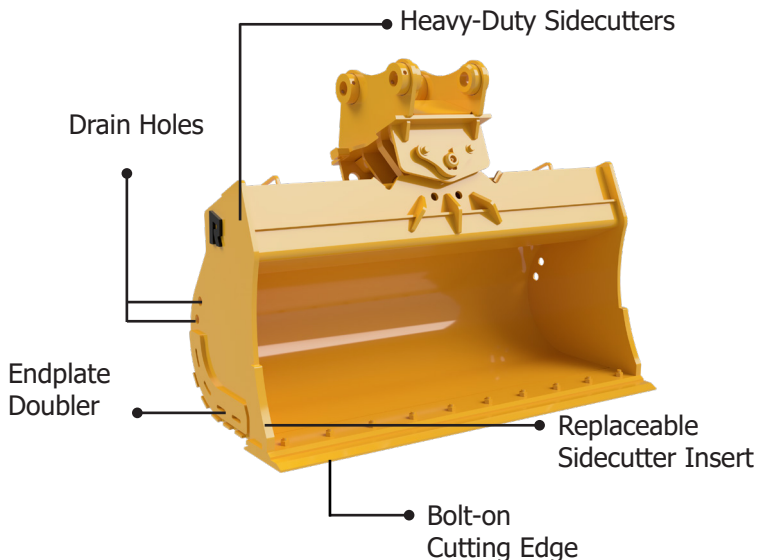
STANDARD DUTY DESIGN



- 90 degrees of tilt, 45 degrees slope left or right
- Equipped with Rockland-built, heavy-duty cylinders that provide maximum control and articulation
- Easy maintenance with common sense hose routing and easy-to-reach grease fittings
- Available with a pressure relief valve - a great solution for machines where the pressure cannot be easily adjusted!



SEVERE DUTY DESIGN



SPECIFICATIONS

Machine Weight [Lbs.]	Width ["]	Capacity	Weight [Std. Duty]	Weight [Severe Duty]
4,501-9,000	36	4.50 Cu. Ft.	300	345
	42	5.40 Cu. Ft.	350	400
	48	6.25 Cu. Ft.	380	435
9,001-15,000	36	7.50 Cu. Ft.	320	370
	42	8.88 Cu. Ft.	370	425
	48	10.25 Cu. Ft.	400	460
15,001-25,000	42	.45 Cu. Yd.	765	880
	48	.50 Cu. Yd.	875	1,005
	54	.59 Cu. Yd.	935	1,075
	60	.63 Cu. Yd.	995	1,145
25,001-33,000	48	.59 Cu. Yd.	1,160	1,335
	54	.68 Cu. Yd.	1,230	1,415
	60	.75 Cu. Yd.	1,300	1,495
	72	.88 Cu. Yd.	1,440	1,655
33,001-40,000	48	.74 Cu. Yd.	1,380	1,585
	54	.83 Cu. Yd.	1,465	1,685
	60	.94 Cu. Yd.	1,550	1,780
	72	1.13 Cu. Yd.	1,720	1,980
40,001-52,000	60	1.13 Cu. Yd.	1,730	1,990
	66	1.25 Cu. Yd.	1,810	2,080
	72	1.38 Cu. Yd.	1,890	2,175
52,001-70,000	60	1.25 Cu. Yd.	1,900	2,185
	66	1.38 Cu. Yd.	2,200	2,530
	72	1.50 Cu. Yd.	2,500	2,875
70,001-90,000	66	1.60 Cu. Yd.	2,750	3,160
	72	1.75 Cu. Yd.	3,000	3,450
	84	2.00 Cu. Yd.	3,280	3,770
90,001-110,000	72	2.14 Cu. Yd.	3,245	3,730
	78	2.32 Cu. Yd.	3,515	4,040
	84	2.50 Cu. Yd.	3,785	4,355
	96	2.90 Cu. Yd.	4,125	4,745

 Proudly Made in USA

*Specifications subject to change without notice.

WARRANTY Rockland Tilt Buckets are guaranteed against failure due to defective design, materials, or workmanship for a period of two years or 4,000 hours.

WWW.ROCKLANDMFG.COM | SALES@ROCKLANDMFG.COM | 1-800-458-3773